

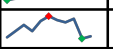







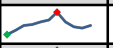




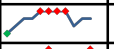
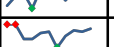

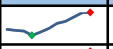
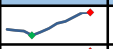

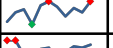




Aktiv og passiv forsørgelse 2022

Kilde:Kontanthjælpsrapport	Jan	Feb	Mar	Apr	Maj	Jun	Jul	Aug	Sep	Okt	Nov	Dec		Gennemsnit
561.002 - Integrationsydelse til udlændinge *	18	23	27	49	113	146	162	112	114	96	89			86
561.003 - Integrationsydelse til andre	56	61	66	61	69	73	70	68	71	55	57			64
	74	84	93	110	182	219	232	180	185	151	146	0		86
573.007 - Kontanthjælp	219	238	238	233	234	231	224	216	216	219	218			226
573.008 - Uddannelseshjælp	244	271	255	234	235	241	227	227	228	239	246			241
	463	509	493	467	469	472	451	443	444	458	464	0		467
580.014 - Revalideringsydelse	29	23	26	25	26	24	14	14	15	15	15			21
	29	23	26	25	26	24	14	14	15	15	15	0		21
581.111 - Fleksløntilskud 65% refusion	289	289	299	297	292	294	288	294	295	295	295			293
581.116 - Fleksløntilskud ref. trappemodel	740	751	743	750	760	765	776	779	804	812	832			774
	1029	1040	1042	1047	1052	1059	1064	1073	1099	1107	1127	0		1067
582.103 - Ressourceforløb	199	199	198	190	187	186	172	167	166	165	158			181
582.104 - Ressourceforløb under jobafklaring	365	382	373	348	366	339	348	359	365	350	363			360
	564	581	571	538	553	525	520	526	531	515	521	0		540
583.001 - Ledighedsydelse	158	168	179	181	187	191	209	187	176	173	179			181
	158	168	179	181	187	191	209	187	176	173	179	0		181
Personer i alt	2317	2405	2404	2368	2469	2490	2490	2423	2450	2419	2452	0		2362

* Ydelsen omfattet af integrationsprogrammet

Kilde: FASIT, KY og Opus	Jan	Feb	Mar	Apr	Maj	Jun	Jul	Aug	Sep	Okt	Nov	Dec		Gennemsnit
Fleksjob borgere <small>Fasit</small>	1299	1297	1295	1285	1293	1301	1313	1317	1327	1337	1338			1309
Skånejob <small>Fasit</small>	49	48	51	49	61	62	62	63	66	66	67			59
Seniorjob <small>Opus</small>	3	4	5	5	6	6	6	6	4	5	5			5
Nye på førtidspension	9	16	18	7	21	24	20	13	19	16	24			17
Nye på seniorpension	16	16	6	6	10	11	0	8	12	11	13			10

Beløb i kr.

Kilde:Kontanthjælpsrapport	Jan	Feb	Mar	Apr	Maj	Jun	Jul	Aug	Sep	Okt	Nov	Dec	Gennemsnit
561.002 - Integrationsydelse til udlændinge *	141.151	209.858	240.277	531.365	1.309.505	1.375.394	1.493.418	805.806	799.170	755.623	652.723		755.845
561.003 - Integrationsydelse til andre	445.895	464.670	574.390	439.114	494.544	521.097	469.537	435.573	494.991	283.763	462.775		462.395
	587.046	674.528	814.667	970.480	1.804.050	1.896.491	1.962.955	1.241.378	1.294.161	1.039.386	1.115.498	0	1.218.240
573.007 - Kontanthjælp	2.813.998	3.100.788	3.178.881	3.031.596	3.104.317	2.962.009	2.745.828	2.855.683	2.729.986	2.712.026	2.670.625		2.900.521
573.008 - Uddannelseshjælp	1.965.530	2.160.011	2.052.667	1.918.814	1.832.151	1.913.148	1.858.728	1.794.625	1.801.373	1.764.867	1.828.946		1.899.169
	4.779.528	5.260.798	5.231.548	4.950.409	4.936.468	4.875.156	4.604.556	4.650.308	4.531.359	4.476.893	4.499.571	0	4.799.690
580.014 - Revalideringsydelse	535.293	403.791	450.941	460.894	398.430	428.790	250.099	248.943	231.985	247.508	245.934		354.783
	535.293	403.791	450.941	460.894	398.430	428.790	250.099	248.943	231.985	247.508	245.934	0	354.783
581.111 - Fleksløntilskud 65% refusion	4.543.509	4.781.179	5.069.091	4.826.484	4.713.413	4.889.878	4.653.390	4.759.196	4.868.730	4.673.632	4.733.585		4.773.826
581.116 - Fleksløntilskud ref. trappemodel	11.883.079	12.594.657	12.390.721	12.555.946	12.359.233	12.526.560	12.613.390	12.737.305	13.306.560	13.275.009	13.587.426		12.711.808
	16.426.588	17.375.837	17.459.812	17.382.430	17.072.645	17.416.438	17.266.780	17.496.501	18.175.290	17.948.641	18.321.011	0	17.485.634
582.103 - Ressourceforløb	2.665.911	2.639.319	2.667.342	2.544.180	2.528.092	2.455.674	2.299.388	2.259.031	2.205.803	2.188.144	2.079.999		2.412.080
582.104 - Ressourceforløb under jobafklaring	4.591.990	4.884.338	4.633.477	4.420.322	4.755.177	4.181.144	4.192.719	4.555.638	4.551.530	4.327.378	4.330.431		4.493.104
	7.257.902	7.523.657	7.300.819	6.964.502	7.283.269	6.636.818	6.492.107	6.814.669	6.757.332	6.515.522	6.410.430	0	6.905.184
583.001 - Ledighedsydelse	2.481.985	2.617.401	2.715.126	2.727.017	2.820.301	2.966.973	2.849.535	2.786.600	2.607.005	2.590.761	2.643.176		2.709.625
	2.481.985	2.617.401	2.715.126	2.727.017	2.820.301	2.966.973	2.849.535	2.786.600	2.607.005	2.590.761	2.643.176	0	2.709.625
Beløb i alt	32.068.341	33.856.012	33.972.914	33.455.732	34.315.163	34.220.667	33.426.031	33.238.400	33.597.133	32.818.710	33.235.620	0	33.473.157

* Ydelsen omfattet af integrationsprogrammet